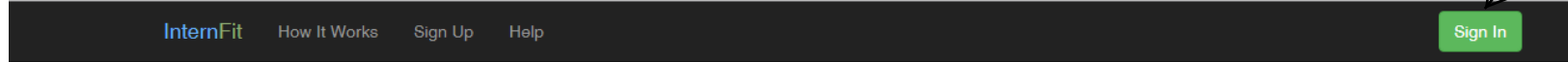


CAPIC Online Match: InternFit Website (www.capic.internfit.com)

Pre-Login Screen:



The official login must be used for all online matching services once initial registration is completed.

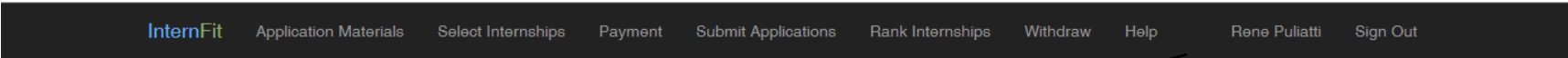
Welcome to InternFit for CAPIC

InternFit is designed to allow students to find sites for their internship requirements, apply, rank the sites they interview with, and be matched to an ideal site. Both students and sites can rank-order their preferences.

CAPIC Students: Complete Registration

The initial login to use ONLY when first registering as a student.

Post-Login Screen:



Click the tabs above to access those aspects of the online match process on InternFit.

Welcome to InternFit

Click Help for Practicum/InterFit support pages, which provide tutorials on items specifically for students. (See next screen-shot page)

On this site you can:

- Create your student application materials (starting on November 30) and then submit them to internships of interest (starting February 5 and ending March 2)
- Withdraw from the CAPIC match completely if you no longer wish to participate. Students who match with a site for the APIC match are no longer eligible to participate in the CAPIC match and must withdraw.*
- Rank your chosen internship tracks by the Ranking Deadline, March 29, 2018 at 12:00 pm
- If you are matched to a site, you will be notified via email of the result on April 3, 2018 at 10:05 am

*Note, sites can change their track offerings at any time up until the ranking deadline. We recommend you log in again close to the Ranking Deadline and verify that your rankings are still exactly what you want them to be.

Internship profiles are maintained on a separate website: <https://programs.capic.net>. No login is required to view these profiles.

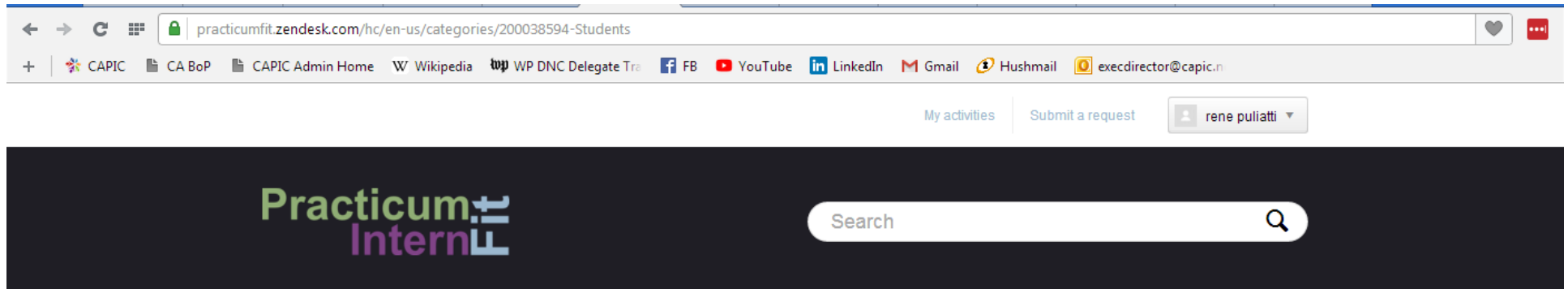
If you have any questions, please contact us at capicsupport@lunchbreaklabs.com

CAPIC Online Match:


InternFit Support Website <https://practicumfit.zendesk.com/hc/en-us>

Student-Specific Page: <https://practicumfit.zendesk.com/hc/en-us/categories/200038594-Students>

Students do NOT need to login to view these support info/tutorials.
You will need to login to submit a request ticket to formally address a problem.



This is the Help section for students seeking Internships.



PracticumFit Account Registration and Setup

- ★ Registering Your PracticumFit Account

PracticumFit Student Functions

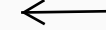
- Step 1: Building Your Site List
- Step 2: Selecting Tracks
- Step 3: Ranking Tracks

InternFit Account Registration and Setup

- ★ Registering your InternFit Account

InternFit Student Functions

- Building your General Application Packet
- Selecting Sites and Submitting Applications
- Ranking Tracks in InternFit



These links have very useful info to walk students through the application, submitting, ranking and matching process.